


pace, 2014-2028, 2009


A series of 15 different vector drawn prints showing the fading, by the sunlight, on the flags of the Pace da tutti i balconi campaign in Italy, hung out in the streets in protest of the impending war in Iraq, and sometimes left hanging for many years afterwards.



Invitation card. www.belaeditions.com




Edition of 15 different prints mounted on aluminium, edited by BeLa Editions, Brussels. Exhibition view at BeLa Editions, Brussels.



Edition of 15 different prints mounted on aluminium, edited by BeLa Editions, Brussels. Exhibition view at BeLa Editions, Brussels.



Edition of 15 different prints mounted on aluminium, edited by BeLa Editions, Brussels. Exhibition view at BeLa Editions, Brussels.



Edition of 15 different prints mounted on aluminium, edited by BeLa Editions, Brussels. Exhibition view at BeLa Editions, Brussels.



Pace, 2014. 80 x 100 cm



Pace, 2014-2028, overview.



Pace, 2028. 80 x 100 cm

Cher M. ou M.me X,

Veillez trouver ci-dessous le certificat de votre édition 'PACE, 2020'.

Il est incrusté dans le code qui suit. Ce code vous permet de visualiser un détail de votre édition. Ce détail est sous licence libre. Vous pouvez donc en faire énormément de choses. Pour plus d'information lire le texte complet du certificat.

Essayez! Il suffit de suivre à la lettre les instructions ci-dessous.

Pour visualisez le code en tant qu'image :

Si vous avez un PC :

1. Copiez (Ctrl-C) le texte du certificat qui suit notre signature à partir de la première ligne `<?xml version="1.0" encoding="utf-8"?>` jusqu'à la fin.
2. Ouvrez le programme Bloc-notes ou OpenOffice (téléchargeable gratuitement sur <http://www.openoffice.org>).
3. Collez (Ctrl-V) le texte du certificat.
4. Enregistrez le document en lui donnant le nom : PACE2020.SVG
5. Lancez le navigateur pour internet Firefox (téléchargeable gratuitement sur <http://www.firefox.com>) ou Google Chrome (téléchargeable gratuitement sur <http://www.google.com/chrome>).
6. Glissez le fichier PACE2020.SVG sur la fenêtre du navigateur, vous verrez l'image s'afficher!

OU

5. Lancez le programme de dessin vectoriel Inkscape (téléchargeable gratuitement sur <http://www.inkscape.org>) ou Adobe Illustrator.
6. Ouvrir le fichier PACE2020.SVG . Dans ce programme, vous pouvez intervenir sur le dessin librement si vous le souhaitez, dans l'esprit de la licence Art libre.

"Avec la Licence Art Libre, l'autorisation est donnée de copier, de diffuser et de transformer librement les oeuvres dans le respect des droits de l'auteur. Loin d'ignorer ces droits, la Licence Art Libre les reconnaît et les protège. Elle en reformule l'exercice en permettant à tout un chacun de faire un usage créatif des productions de l'esprit quels que soient leur genre et leur forme d'expression. Si, en règle générale, l'application du droit d'auteur conduit à restreindre l'accès aux oeuvres de l'esprit, la Licence Art Libre, au contraire, le favorise. L'intention est d'autoriser l'utilisation des ressources d'une oeuvre ; créer de nouvelles conditions de création pour amplifier les possibilités de création. La Licence Art Libre permet d'avoir jouissance des oeuvres tout en reconnaissant les droits et les responsabilités de chacun."
Lire la licence en entier sur <http://artlibre.org/licence/lal/>

Detail of the code/certificate of authenticity. The certificate of authenticity for each print is hidden in the code of a detail of the image (the letters P A C E with the folding line) given under the free art license 1.3. Vectorisation and code by Pierre Huyghebaert.

Si vous avez un Mac :

1. Copiez (Pomme-C) le texte du certificat qui suit notre signature à partir de la première ligne `<?xml version="1.0" encoding="utf-8"?>` jusqu'à la fin.
2. Ouvrez le programme TextEdit ou OpenOffice (téléchargeable gratuitement sur <http://www.openoffice.org>).
3. Collez (Pomme-V) le texte du certificat.
4. Enregistrez le document en lui donnant le nom : PACE2020.svg
5. Lancez le navigateur pour internet Firefox (téléchargeable gratuitement sur <http://www.firefox.com>), Google Chrome (téléchargeable gratuitement sur <http://www.google.com/chrome>) ou Safari.
6. Glissez le fichier PACE2020.svg sur la fenêtre du navigateur, vous verrez l'image s'afficher!

OU

5. Lancez le programme de dessin vectoriel Inkscape (téléchargeable gratuitement sur <http://www.inkscape.org>) ou Adobe Illustrator.
6. Ouvrir le fichier PACE2020.svg . Dans ce programme, vous pouvez intervenir sur le dessin librement si vous le souhaitez, dans l'esprit de la licence Art libre.

"Avec la Licence Art Libre, l'autorisation est donnée de copier, de diffuser et de transformer librement les oeuvres dans le respect des droits de l'auteur. Loin d'ignorer ces droits, la Licence Art Libre les reconnaît et les protège. Elle en reformule l'exercice en permettant à tout un chacun de faire un usage créatif des productions de l'esprit quels que soient leur genre et leur forme d'expression. Si, en règle générale, l'application du droit d'auteur conduit à restreindre l'accès aux oeuvres de l'esprit, la Licence Art Libre, au contraire, le favorise. L'intention est d'autoriser l'utilisation des ressources d'une oeuvre ; créer de nouvelles conditions de création pour amplifier les possibilités de création. La Licence Art Libre permet d'avoir jouissance des oeuvres tout en reconnaissant les droits et les responsabilités de chacun."

Lire la licence en entier sur <http://artlibre.org/licence/lal/>

Salutations,

Simona Denicolai & Ivo Provoost et Pierre Huyghebaert

```
<?xml version="1.0" encoding="utf-8"?>
```

```
<!-- The previous line is the code to declare this text is not only a  
text but also a code -->  
<!-- The "minus-than + exclamation point + dash + dash" at the begin of  
these lines is the code to make the interpreter skip that part -->  
<!-- The following line is the code to declare this text-also-code as
```

Detail of the code/certificate of authenticity. The certificate of authenticity for each print is hidden in the code of a detail of the image (the letters P A C E with the folding line) given under the free art license 1.3. Vectorisation and code by Pierre Huyghebaert.

```

svg (scalable vector graphics) code -->

<!DOCTYPE svg PUBLIC "-//W3C//DTD SVG 1.0//EN"
"http://www.w3.org/TR/2001/REC-SVG-20010904/DTD/svg10.dtd">

<!-- Certificate of authenticity/Code for a free detail of the work of
art -->
<!-- PACE, 2014 - 2028 edition of 15 for BeLa Editions in Brussels and 5
artist proofs -->
<!-- This is the certificate for artwork -->
<!-- PACE, 2020 -->
<!-- Simona Denicolai & Ivo Provoost, 2009 -->
<!-- The original work of art is accompanied by this certificate of
authenticity and this code for a free detail of the work of art that can
be reproduced at any size and at any number of exemplars according to
the Free Art License 1.3 (Read more about the License in this document)
-->
<!-- By work of art we mean the print sticked on aluminium you purchased
at Bela Editions in Brussels -->
<!-- The size of the work of art is 80 x 100 cm or 2834.646 x 2267.717
pixels, unless it is an artist proof version printed at 101% of that
size -->
<!-- By free detail we mean the image that you will discover by opening
this document -->
<!-- This present text by Simona Denicolai & Ivo Provoost and Pierre
Huyghebaert -->
<!-- Vectorisation and code by Pierre Huyghebaert -->
<!-- Published by Michele Lachowsky and Joel Benzakin, very special
thanks to them -->

<!-- The previous twelve (12) lines form the Certificate of
authenticity, only valid if accompagnied by the original work of art --
>

<!-- -->
<!-- -->
<!-- -->
<!-- -->
<!-- -->
<!-- -->
<!-- -->
<!-- -->
<!-- -->

<!-- Technical instructions -->

<!-- To read this code, open the svg file in a capable text editor (like
the free http://www.openoffice.org, or in Microsoft Word but only if you
know it well and are able to force it to open it as text, or you'll get
an error) -->

```

Detail of the code/certificate of authenticity. The certificate of authenticity for each print is hidden in the code of a detail of the image (the letters P A C E with the folding line) given under the free art license 1.3. Vectorisation and code by Pierre Huyghebaert.

```
<!-- But, good news, you are reading this code, so copy/paste it in any
text editor, then save it as text, and add the .svg extension -->
```

```
<!-- To visualize the free detail of the work of art, open the svg file
in a modern internet browser (like the free http://www.firefox.com), or
drag and drop the svg file in an open window of this browser. You can
also print it, but as the original size is huge, you'll need to instruct
the browser to reduce it before printing it on a A4 for example -->
```

```
<!-- To visualize, print or modify the free detail of the work of art,
open the svg file in a vector graphic editor (like the free
http://www.inkscape.org) -->
```

```
<!-- -->
<!-- -->
<!-- -->
<!-- -->
<!-- -->
<!-- -->
<!-- -->
<!-- -->
<!-- -->
```

```
<!-- The previous near empty lines are only there to attract your
attention on the technical instructions (if needed) -->
```

```
<!-- The following lines are the code to initiate the drawing of the
free detail of the work of art -->
```

```
<svg version="1.0"
xmlns="http://www.w3.org/2000/svg"
xmlns:xlink="http://www.w3.org/1999/xlink"
x="0px" y="0px"
width="2834.646px" height="2267.717px"
viewBox="0 0 2834.646 2267.717"
enable-background="new 0 0 2834.646 2267.717"
xml:space="preserve">
<g id="pace">
```

```
<!-- The following lines form the code to draw the P of the free detail
of the work of art -->
```

```
<path fill="#DDE6E4" d="M512.531, 734.288c-5.266, 39.475-26.32, 39.475-
50.003, 36.845c-23.684-2.63-57.896-13.162-94.74-39.475c5.266-47.37,
9.698-76.266, 7.896-110.528c42.107, 23.687, 68.424, 18.421, 97.37,
36.841C502.003, 676.393, 517.794, 694.813, 512.531, 734.288z M185.8,
794.813c28.946, 92.11, 55.266, 136.848, 55.266, 255.274c18.421, 5.266,
42.104, 7.889, 63.158, 23.68c21.05, 15.792, 7.896, 26.32, 44.737,
36.846c-15.788-105.262-13.158-184.218, 2.633-242.11c26.313, 10.528,
73.687, 23.687, 115.791, 36.842c42.107, 13.161, 118.423, 26.316,
```

Detail of the code/certificate of authenticity. The certificate of authenticity for each print is hidden in the code of a detail of the image (the letters P A C E with the folding line) given under the free art license 1.3. Vectorisation and code by Pierre Huyghebaert.

```
160.531, 13.161c12.549-3.921, 25.239-13.612, 32.902-22.074c1.337, 0.212,
2.649, 0.399, 4.645, 0.667c19.808-21.295, 32.08-54.192, 33.913-
70.703c2.63-23.687-10.525-84.211-15.791-110.528c-5.263-26.316-5.263-
71.05-39.471-107.895c-34.212-36.845-73.687-71.057-144.743-92.107c-
71.053-21.053-210.53-44.74-255.268-65.791c-44.74-21.054-42.107-28.953-
73.683-50.006c2.63, 65.794-18.424, 94.74-15.791, 160.531c2.062, 51.603,
7.979, 119.057, 23.44, 186.15c-3.948-3.665-3.812-3.601-7.203-
6.533C175.116, 758.664, 179.558, 774.951, 185.8, 794.813z"/>
```

```
<!-- The following lines form the code to draw the A of the free detail
of the work of art -->
```

```
<path fill="#DDE6E4" d="M842.067, 927.465c1.797, 0.352, 3.605, 0.711,
5.426, 1.079c0.294-1.446, 9.762-50.742, 12.413-62.674c5.263-23.684,
63.155-100.003, 73.684-142.107c10.528-42.104, 21.057-73.687, 23.687-
97.373c57.895, 10.532, 176.319, 13.162, 226.322, 18.427c34.208, 71.05,
60.525, 147.366, 76.316, 173.683c15.791, 26.319, 15.788, 52.636, 23.684,
73.689c6.453, 17.205, 25.457, 51.793, 33.757, 69.853c-2.307, 0.024-
3.811, 0.062-5.668, 0.001c13.5, 31.122, 32.033, 69.623, 45.195,
98.569c13.158, 28.946, 39.471, 68.424, 47.367, 97.373s34.211, 78.945,
47.369, 107.895c-55.262, 5.264-144.739, 5.27-221.055, 2.633c-9.399-
17.229-26.253-62.422-41.135-105.62c-12.655-0.355-27.587-2.28-48.342-
2.28c-34.209, 0-84.212-2.631-121.057-5.26c-15.401-1.102-28.937-0.371-
40.849-0.293c-11.142, 29.758-24.618, 63.699-30.204, 89.768c-65.791-
7.896-136.844-18.415-228.952-31.582c13.158-23.688, 26.316-44.738,
31.579-57.893c5.263-13.158, 65.791-134.218, 76.319-168.427C833.143,
969.952, 837.487, 950.336, 842.067, 927.465z M1028.159, 946.415c-5.005,
16.688-9.83, 40.317-10.762, 58.932c0, 0.004, 0, 0.01, 0, 0.013c40.251,
5.379, 85.901, 8.87, 119.975, 6.615c-9.242-22.847-16.468-39.781-24.199-
58.496c1.887-0.035, 3.762-0.075, 5.621-0.121c-0.792-1.91-6.919-16.791-
8.882-21.697c-15.791-39.472-18.421-81.579-28.949-110.525c-18.708,
45.921-36.71, 87.925-47.134, 125.279C1032.086, 946.366, 1030.404,
946.352, 1028.159, 946.415z"/>
```

```
<!-- The following lines form the code to draw the C of the free detail
of the work of art -->
```

```
<path fill="#DDE6E4" d="M1464.321, 959.003c1.882-0.087, 3.759-0.17,
5.63-0.248c1.37-64.653, 9.842-127.106, 27.948-173.203c18.112-46.103,
70.796-100.427, 124.296-127.586c53.508-27.166, 80.68-42.806, 172.041-
59.27c87.386-15.747, 138.291-18.106, 202.503, 19.754c64.202, 37.867,
73.253, 63.381, 79.843, 80.669c6.58, 17.286, 9.053, 39.513, 5.762,
71.617c-40.339, 7.405-54.33, 13.171-84.787, 19.754c-30.459, 6.587-
47.744, 12.344-82.314, 18.109c-5.763-20.582-24.693-40.336-41.979-
49.389c-17.291-9.057-45.463-19.028-83.139-10.702c-39.1, 8.644-72.749,
31.796-93.025, 65.848c-18.806, 31.615-27.26, 82.208-20.853, 129.31c-
1.969, 0.267-3.759, 0.659-5.545, 0.929c14.413, 108.216, 55.151, 150.751,
117.864, 143.88c68.316-7.486, 121.006-61.742, 127.586-135.821c61.743-
9.06, 116.886-22.233, 180.271-40.333c-2.46, 125.941-30.016, 164.799-
```

Detail of the code/certificate of authenticity. The certificate of authenticity for each print is hidden in the code of a detail of the image (the letters P A C E with the folding line) given under the free art license 1.3. Vectorisation and code by Pierre Huyghebaert.